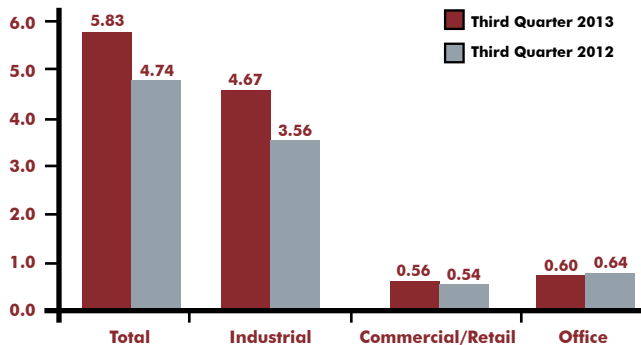




## Commercial Real Estate Update With AZCOM Commercial Third Quarter 2013

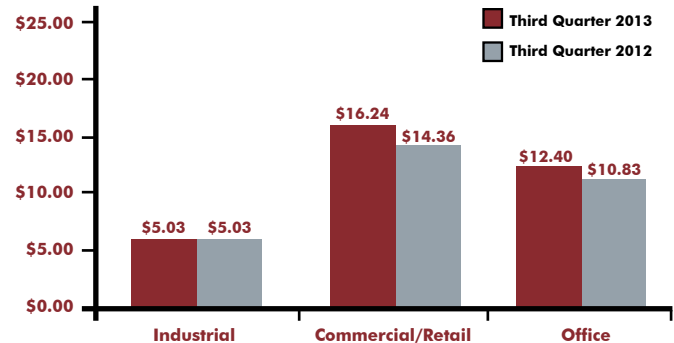
### Total TorontoMLS Leasing Activity\* (Millions of Square Feet Leased)



\*NOTE: This chart summarizes total industrial, commercial/retail and office square feet leased through TorontoMLS regardless of pricing terms.

Source: TREB, Commercial Division

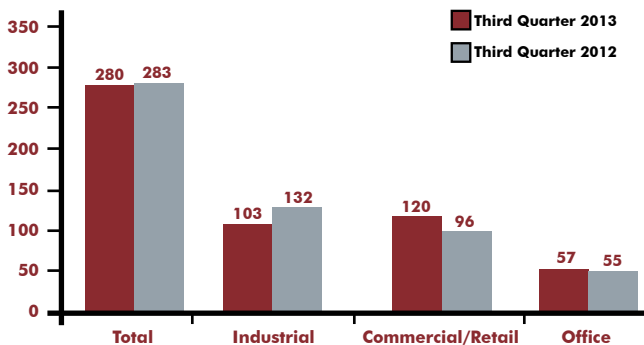
### TorontoMLS Average Lease Rates\* (\$/Sq.Ft. Net)



\*NOTE: Average lease rates on TorontoMLS are reported only for those properties sold on a per square foot net basis and for which the selling price was disclosed.

Source: TREB, Commercial Division

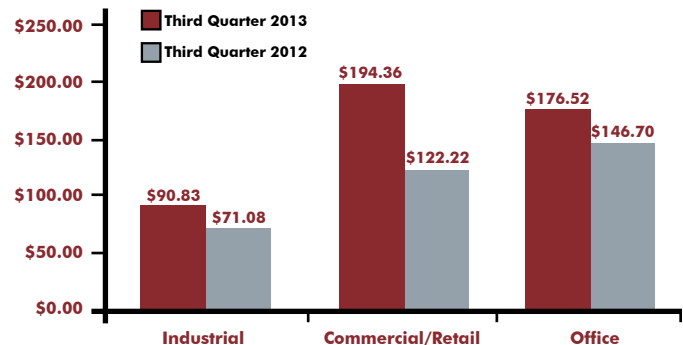
### Total TorontoMLS Sales Activity\* (Number of Sales)



\*NOTE: This chart summarizes total industrial and commercial/retail sales through TorontoMLS regardless of pricing terms.

Source: TREB, Commercial Division

### TorontoMLS Average Sale Price\* (\$/Sq. Ft.)



\*NOTE: Average sale prices are reported only for those properties for which the selling price was disclosed.

Source: TREB, Commercial Division

Source: TREB Market Watch; Commercial Facts

**Land statistics vary tremendously thus for detailed land statistics or for more intensive information regarding the above basic figures and/or all your commercial real estate requirements kindly contact:**

**Jennifer Azzopardi Dip.M.; A.C.I.I. – Broker of Record**



AZCOM Commercial Real Estate Brokerage Inc.  
Commercial Real Estate Brokerage

1432 Mayors Manor, Oakville Ontario L6M 3A6 Canada  
Tel 905 847 1271 Fax 905 847 7693  
Email: [jennifer@azcomcommercial.com](mailto:jennifer@azcomcommercial.com)  
Web: [www.azcomcommercial.com](http://www.azcomcommercial.com)